

Vault: Understanding Money Elementary School

EVERFI

Financial Literacy Month

Navigate Your Financial Future

We're excited to offer a bundle of activities to extend your learning around financial literacy at home. Each activity will help students learn skills to navigate their financial future.

Step 1 Help your student access the online lessons:

1. Go to www.everfi.com/login & click **Register**.
2. Add the Registration Code from your school/teacher*.
3. Set up your profile (name, username, password).
4. Click **Start** for Vault: Understanding Money.

* No code? Visit get.everfi.com/parent-remote-learning to find your school's registration code.

Step 2 Use the table below for 15 days of financial literacy activities:

These icons tell you the activity type:






Online Lesson





Independent Activity




Discussion

Day	Topic	Activity Type	Estimated Time	Supporting Materials	Done? <input checked="" type="checkbox"/> if yes
1	Responsible Money Choices		30 min	Graphic organizer	<input type="checkbox"/>
2			15 min	Worksheet	<input type="checkbox"/>
3			15 min	Discussion question	<input type="checkbox"/>

 What are some things your family needs? How does your family plan to spend money on different needs, wants, and goals?

4	Income and Careers		30 min	Graphic organizer	<input type="checkbox"/>
5			15 min	Worksheet	<input type="checkbox"/>
6			15 min	Discussion question	<input type="checkbox"/>

 What is your dream career? What do you like about that career?
What do you need to do to get that career? Have you ever considered another career?


Day	Topic	Activity Type	Estimated Seat time	Supporting Materials	Done? <input checked="" type="checkbox"/> if yes
-----	-------	---------------	---------------------	----------------------	--------------------------------------------------

7	Making Plans with Money		25 min	Graphic organizer	<input type="checkbox"/>
8			15 min	Worksheet	<input type="checkbox"/>
9			15 min	Discussion question	<input type="checkbox"/>

? What does it mean to spend money wisely? Have you or anyone in your family ever made any spending mistakes?

10	Credit & Borrowing		20 min	Graphic organizer	<input type="checkbox"/>
11			15 min	Worksheet	<input type="checkbox"/>
12			15 min	Discussion question	<input type="checkbox"/>

? What does it mean to be a responsible borrower? How do we try to spend and borrow money responsibly?

13	Insurance & Safety		25 min	Graphic organizer	<input type="checkbox"/>
14			15 min	Worksheet	<input type="checkbox"/>
15			15 min	Discussion question	<input type="checkbox"/>

? What kinds of risks worry you most? What kinds of risks do you feel okay taking on every day?

 **Online Activity: Graphic Organizer**

1. Log into www.everfi.com/login
2. Click “Get Started” Vault and begin Lesson 1, Responsible Money Choices by clicking any blue balloon. Complete all the blue balloons in this section to finish the lesson.

Share 1-2 new things you learned in this digital lesson.

Share any new vocabulary words you see/learn. Write a 1-5 word reminder of what that new vocab word means.

Draw a picture of something from this module.

If you had to give someone advice based on what you learned, what would that advice be?

 **Independent Activity: My Money Plan**

Do you have plans for how you would like to use your money now and in the future? Use the worksheet below to outline your savings and spending goals and habits.

<p>Here's how much money I have right now:</p>	
-------------------------------------------------------	--

Here are some things I spend my money on right now:

Look at the list of things you spend money on right now. *Cross out* the things that you could make a smart money decision about and take away to help you save.

I am saving for...

Short-Term (within the next 6-12 months)	Long-Term (years away)
Item:	Item:
Price:	Price:

Ways that I could earn more money:

People that could help me reach my savings goals:

 Discussion Question: Discuss as a Family

What are some things your family needs? How does your family plan to spend money on different needs, wants, and goals?

Use the space below to record your main takeaways from the conversation.

A large rectangular area defined by a dotted border, intended for students to write their main takeaways from the conversation.

 Online Activity: **Graphic Organizer**

1. Log into www.everfi.com/login
2. Click "Continue" on *Vault* and click the blue arrow on the right side of the screen to start Lesson 2, Income and Careers. Click any blue balloon to start. Complete all the balloons in this section to finish the lesson.

Share 1-2 new things you learned in this digital lesson.

Share any new vocabulary words you see/learn. Write a 1-5 word reminder of what that new vocab word means.

Draw a picture of something from this module.

If you had to give someone advice based on what you learned, what would that advice be?

 **Independent Activity: Career Alphabet Challenge**

How many careers do you know? Do you know enough to fill out the whole alphabet?

Use the grid below to think about a career beginning with each letter of the alphabet.

A	B	C	D
E	F	G	H
I	J	K	L
M	N	O	P
Q	R	S	T
U	V	W	X,Y,Z

 **Discussion Question: Discuss as a Family**

What is your dream career? What do you like about that career? What do you need to do to get that career? Have you ever considered another career?

Use the space below to record your main takeaways from the conversation.

A large rectangular area enclosed by a dotted line, intended for recording takeaways from the conversation.

 **Online Activity: Graphic Organizer**

1. Log into www.everfi.com/login
2. Click "Continue" into *Vault* and click the blue arrow on the right side of the screen to start Lesson 3, Making Plans with Money. Click any blue balloon to start. Complete all the balloons in this section to finish the lesson.

Share 1-2 new things you learned in this digital lesson.

Share any new vocabulary words you see/learn. Write a 1-5 word reminder of what that new vocab word means.

Draw a picture of something from this module.

If you had to give someone advice based on what you learned, what would that advice be?

📋 Independent Activity: Making Plans With Money


People who successfully manage their money know that a budget is the best place to start. Help Zombie Einstein develop a budget and spend his money wisely.



Instructions:

- Zombie Einstein makes \$1800 each month from his job, but he spends \$2350. How can he better manage his budget to make sure he spends less than he earns and has some money left over for saving and a bit to give to a charity that's important to him?
- Remember that the amount he pays in rent and transportation must stay the same, because he doesn't wish to move to a cheaper apartment. Help him figure out if he can spend less on food (cooking more and going to restaurants less), clothing, electronics and entertainment to reach his goal of saving \$200 per month.

Zombie Einstein's Monthly Income	\$\$\$	Zombie Einstein's Monthly Expenses	\$\$\$	Revised Expenses-Savings+ Charity	\$\$\$
Salary	\$1800	Rent + Utilities	\$600	Rent + Utilities	
		Food	\$400	Food	
		Transportation	\$200	Transportation	
		Cable	\$50	Cable	
		Clothes	\$350	Clothes	
		Electronics	\$250	Electronics	
		Entertainment	\$500	Entertainment	
				Savings	
				Charity	
Total:	\$1800	Total:	\$2350	Total:	



 **Discussion Question: Discuss as a Family**

What does it mean to spend money wisely? Have you or anyone in your family ever made any spending mistakes?

Use the space below to record your main takeaways from the conversation.

A large rectangular area enclosed by a dotted line, intended for writing the main takeaways from the conversation.

 **Online Activity: Graphic Organizer**

1. Log into www.everfi.com/login
2. Click “Continue” into *Vault* and click the blue arrow on the right side of the screen to start Lesson 4, Credit & Borrowing. Click any blue balloon to start. Complete all the balloons in this section to finish the lesson.

Share 1-2 new things you learned in this digital lesson.

Share any new vocabulary words you see/learn. Write a 1-5 word reminder of what that new vocab word means.

Draw a picture of something from this module.

If you had to give someone advice based on what you learned, what would that advice be?

 **Independent Activity: Vault Bingo**

It's time to put your new vocabulary to the test with Vault BINGO! Fill out the BINGO card with words from the list. Select one person to be the reader; they will read out definitions while you mark the word that matches that definition.

Instructions:

1. Fill in each open square on the Bingo card with a word from the list to the right (you won't use all of the words!)
2. When your teacher reads a definition aloud, mark the word that matches that definition.
3. When you have five squares marked in a row (vertical, horizontal, or diagonal), you have a bingo!

B I N G O

		FREE		

Word Bank

- Assets
- Bank
- Brokerage firm
- Budget
- Career
- Certificate of deposit
- Charity
- Comparison shopping
- Controlling risks
- Credit
- Credit union
- Decision making
- Entrepreneur
- Expense
- Financial advisor
- Goods
- Health insurance
- Impulse buying
- Income
- Income tax
- Inflation
- Interest
- Investing
- Job
- Long term goal
- Need
- Opportunity cost
- Payment method
- Peer pressure
- Privacy
- Reliability
- Risk
- Salary
- Sales tax
- Savings
- Savings account
- Short term goal
- Services
- Spend
- Taxes
- Wage
- Want

Assets	what a person owns of value, such as jewelry, savings, art, a home, and a car
Bank	a place where people put their money for safekeeping, and for ease of use
Brokerage firm	helps people invest their money
Budget	a spending plan people make in order to make sure there is enough income to cover all expenses
Career	something you obtain by going to school and working jobs related to the work you want to do
Certificate of deposit	a savings certificate that gains interest and has a set time before you can withdraw your money
Charity	giving resources or volunteering time to help those in need
Comparison shopping	finding out whether or not what you are about to buy can be found for a better price or in better shape at a different store
Controlling risks	stuff you do to make risks less dangerous or not dangerous at all
Credit	a loan that a person uses to pay for things, but is expected to pay back
Credit union	just like a bank, only its members own it
Decision making	considering different information to make a choice
Entrepreneur	what a person owns of value, such as jewelry, savings, art, a home, and a car
Expense	the cost of the things that people spend money on
Financial advisor	a person who is an expert at handling money and can give you information and advice about saving and investing
Goods	Things that are made to be sold
Health insurance	helps people pay for medicine and doctors when they are sick or hurt
Impulse buying	buying stuff without thinking about whether or not you need it
Income	money earned from working and other means
Income tax	annual tax placed on the money employees make at jobs and collected by the federal government, most states, and some local governments

Inflation	the price of goods and services rises over time
Interest	the extra fee charged for borrowing money, or the cost of borrowing money
Investing	when you purchase a security like a stock or bond, in the hopes that over time it will make money
Job	work you do for money
Long term goal	a goal that can be achieved in a longer amount of time; it can take months, years, or even an entire lifetime
Need	something you truly can not live without
Opportunity cost	the cost we pay when we give up something to get something else
Payment method	what you use to pay for something, like cash or a check
Peer pressure	doing stuff just because your friends are doing it, or because your friends told you to, because you want your friends to like you and think you are cool
Privacy	keeping important information to yourself or between yourself and close family members
Reliability	being trustworthy; being responsible
Risk	an activity or action that might be dangerous

 **Discussion Question: Discuss as a Family**

What does it mean to be a responsible borrower? How do we try to spend and borrow money responsibly?

Use the space below to record your main takeaways from the conversation.

A large rectangular area enclosed by a dotted line, intended for students to write their main takeaways from the conversation.

 **Online Activity: Graphic Organizer**

1. Log into www.everfi.com/login
2. Click "Continue" into *Vault* and click the blue arrow on the right side of the screen to start Lesson 5, Safety & Insurance. Click any blue balloon to start. Complete all the balloons in this section to finish the lesson.

Share 1-2 new things you learned in this digital lesson.

Share any new vocabulary words you see/learn. Write a 1-5 word reminder of what that new vocab word means.

Draw a picture of something from this module.

If you had to give someone advice based on what you learned, what would that advice be?

 **Independent Activity: Two Risks and a Non-Risk**

Every day, we take risks - riding a bike without a helmet, riding in a car, and lighting candles in the house. Think about some personal and household risks you take every day, the dangers associated with those risks, and ways you can protect yourself from danger.

Are you a risk taker?

How do you feel when you take risks?

Personal Risks		Household Risks	
1. Describe the risk	1. Describe the risk	1. Describe the risk	1. Describe the risk
2. What is the danger associated with the risk?	2. What is the danger associated with the risk?	2. What is the danger associated with the risk?	2. What is the danger associated with the risk?

Personal Risks		Household Risks	
ideas:	ideas:	ideas:	ideas:

 **Discussion Question: Discuss as a Family**

What kinds of risks worry you most? What kinds of risks do you feel okay taking on every day?

Use the space below to record your main takeaways from the conversation.

A large rectangular area defined by a dotted border, intended for recording takeaways from the conversation.